

The Rankings

Associated Press Top 25 Poll

(March 4, 2002)

Rnk.	Team	Points	Last
1.	Kansas (57)	1,761	1
2.	Maryland (14)	1,717	2
3.	Duke	1,615	3
4.	Oklahoma	1,553	5
5.	Cincinnati	1,489	4
6.	Gonzaga	1,362	7
7.	Pittsburgh	1,306	10
8.	Alabama	1,197	6
9.	Oregon	1,177	13
10.	Illinois	1,010	15
11.	Florida	1,006	8
12.	Kentucky	1,001	11
13.	Marquette	979	9
14.	Oklahoma State	831	12
15.	ARIZONA	769	14
16.	Stanford	690	17
17.	Georgia	536	16
18.	Western Kentucky	482	20
19.	Connecticut	474	23
20.	Miami, Fla.	427	22
21.	Ohio State	351	18
22.	USC	348	19
23.	Indiana	180	25
24.	Xavier	175	NR
25.	California	104	21

ESPN/USA Today Coaches' Top 25 Poll

(March 11, 2002)

Rnk.	Team	Points	Last
1.	Duke (29)	773	3
2.	Kansas (1)	727	1
3.	Oklahoma (1)	710	4
4.	Maryland	679	2
5.	Cincinnati	674	5
6.	Gonzaga	580	6
7.	Pittsburgh	530	7
8.	Alabama	498	8
	ARIZONA	498	14
10.	Marquette	446	10
11.	Oregon	437	9
12.	Ohio State	411	17
13.	Connecticut	376	24
14.	Florida	317	12
15.	Kentucky	267	11
16.	Illinois	260	15
	USC	260	20
18.	Mississippi State	245	NR
19.	Xavier	205	23
20.	Western Kentucky	204	21
21.	Miami, Fla.	189	16
22.	Oklahoma State	181	13
23.	Stanford	105	18
24.	Hawaii	100	NR
25.	North Carolina State	86	NR

Poll Progression

	Record	AP	USA Today	ESPN/
		ARV (66)	ARV (40)	
Preseason	--			
Nov. 12	2-0	--		12
Nov. 19	3-0	8		7
Nov. 26	3-0	4		3
Dec. 3	3-1	7		8
Dec. 10	5-1	6		7
Dec. 17	5-2	11		10
Dec. 24	6-3	14		16
Dec. 31	8-3	15		14
Jan. 7	9-4	20		21
Jan. 14	11-4	15		18
Jan. 21	13-4	10		12
Jan. 28	13-6	19		18
Feb. 4	15-6	11		13
Feb. 11	17-6	9		10
Feb. 18	17-8	14		16
Feb. 25	18-8	14		14
March 4	19-9	15		14
March 11	22-9	n/a		8

LAST TIME OUT: Led by the shooting of Salim Stoudamire and the all-around play of Luke Walton, Arizona rallied from a 13-point first-half deficit to claim its fourth consecutive Pac-10 Tournament title by defeating USC, 81-71, on March 9. Stoudamire scored a career-high 29 points on 9-of-10 shooting, while Walton chipped in with 23 points, eight assists and four rebounds in the winning effort. UA opened the second half on a 19-4 run and shot 57.7 percent in the second half, while limiting the Trojans to just 38.2 shooting after the break. Walton was named the tournament's Most Outstanding Player and was joined on the all-Tournament team by Stoudamire and Jason Gardner.

SCOUTING UCSB: The Gauchos (20-10, 11-7 Big West) enter Thursday's first-round game as the Big West Tournament Champion after a 60-56 win over Utah State on March 9. A strong defensive team, UCSB limits opponents to just 60.1 points per game and a 38.2 field goal percentage. Only seven opponents have managed to score more than 70 points against the Gaucho defense. Individually, three UCSB players average in double figures, led by Mark Hull's 14.6 points-per-game average.

THE SERIES: Today's game marks the 10th meeting of the two schools with Arizona holding a 6-3 series advantage. The Wildcats have won the last two games in the series, which dates back to Feb. 1, 1956, including an 87-58 win in Tucson on Dec. 26, 1980. All-time, Arizona is 5-1 in series games played in Tucson, 1-2 in Santa Barbara, and 0-0 in neutral-site games.

IN THE WEST REGION: Arizona has a 21-14 record when playing in the West Regional with the last appearance in the region in 2000. The Wildcats have advanced to the Final Four twice (1988/1994) from the West Region.

AS A NO. 3 SEED: All time, Arizona has a 2-2 record as a No. 3 seed. The last time UA entered the Tournament as a No. 3 seed came in 1996 out of the West Region.

M.O.P.: Luke Walton earned Pac-10 Tournament Most Outstanding Player honors after averaging 22.7 points, 5.7 rebounds and 5.3 assists in UA's three tournament wins. In Saturday's championship game against USC, Walton scored 23 points, grabbed four rebounds and added eight assists (with one turnover) in 40 minutes of action. He is the fourth UA player to claim Pac-10 Tournament MOP honors, joining Sean Elliott (1988, 1989), Jud Buechler (1990) and Matt Muehlebach (1990).

STREAKING: Arizona enters its 18th consecutive NCAA Tournament riding a four-game win streak, which is one game shy of its season high. The Cats won five straight games from Jan. 6-19. Incidentally, UA's 18 consecutive NCAA Tournament appearances is now the longest active streak in the nation.

20 WINS: Last week's three-game sweep of the Pac-10 Tournament gave Arizona a 22-9 record and also gave Lute Olson his 24th 20-win season in 29 years as a collegiate head coach. Arizona has won now 20 or more games in 15 straight seasons and 24 times in school history.

FAMILY AFFAIR: For the second straight season, the NCAA Tournament has a Walton family flair. Arizona junior forward Luke Walton is joined the tournament by his younger brother, Chris, who is a sophomore who plays for San Diego State, the Mountain West Tournament champion.

ON THE RUN: One of the keys to Arizona's win over USC in the Pac-10 Tournament final was a 19-4 run to open the second half (covering 7:00). It helped UA erase what was once a 13-point first-half deficit. It marked the sixth time in which an Arizona run helped the team out of a second-half deficit:

26 points - 30-4 run over 10:23 vs. California, March 2
 25 points - 27-2 run over 6:16 vs. UCLA, Jan. 19
 20 points - 35-15 run over 12:22 vs. Oregon State, Jan. 6
 19 points - 25-6 run over 8:28 at Texas, Nov. 17
 15 points - 19-4 run over 7:00 vs. USC, March 9
 12 points - 24-12 run over 7:16 vs. Kansas, Dec. 1

TROIKA: The trio of Luke Walton, Jason Gardner and Salim Stoudamire each were named to the Pac-10 all-Tournament team following Saturday's win over USC. How much impact did they have? Those three were responsible for 70.5 percent of the UA offense in the tournament (172 of 244 points).

FOUR STRAIGHT: It took 12 years to do it, but the Pac-10 Tournament championship Arizona won last Saturday was actually its fourth consecutive. The Wildcats won three straight (1988-90) in the league's first incarnation of the event in addition to the 2002 edition. All time, Arizona has a 12-1 record (.923) in conference tournament play and has won 12 straight tournament games.

2001-02 Pac-10 Conference

(as of March 10, 2002)

	Pac-10			Overall		
Oregon	14	4	.777	23	8	.742
ARIZONA	12	6	.667	22	9	.710
California	12	6	.667	22	8	.733
Stanford	12	6	.667	19	9	.679
USC	12	6	.667	22	9	.710
UCLA	11	7	.611	19	11	.633
Arizona St.	7	11	.388	14	14	.500
Washington	5	13	.278	11	18	.379
Oregon State	4	14	.222	12	17	.414
Wash. State	1	17	.056	6	21	.222

Players of the Week

Nov. 26	Jason Gardner, G, Jr., Arizona
Dec. 3	Curtis Allen, G, So., Washington
Dec. 10	Marcus Moore, G, So., Wash. St.
Dec. 17	Joe Shipp, F, Jr., California
Dec. 24	none selected
Dec. 31	none selected
Jan. 7	Chad Prewitt, C, Sr., Arizona St.
Jan. 14	Matt Barnes, F, Sr., UCLA
Jan. 21	Luke Walton, F, Jr., Arizona
Jan. 28	Philip Ricci, F, Jr., Oregon State
Feb. 4	Casey Jacobsen, F, Jr., Stanford
Feb. 11	Amit Tamir, F, Fr., California
Feb. 18	David Bluthenthal, F, Sr., USC
Feb. 25	Frederick Jones, G, Sr., Oregon
March 1	Curtis Borchardt, C, Jr., Stanford

2002 Pac-10 Postseason Honors

All-Conference

Curtis Borchardt, Jr., C, Stanford
Sam Clancy, Sr., F, USC

Jason Gardner, Jr., G, Arizona

Casey Jacobsen, Jr., G/F, Stanford
Frederick Jones, Sr., G, Oregon
Jason Kapono, Jr., F, UCLA
Chad Prewitt, Sr., F/C, Arizona State
Luke Ridnour, So., G, Oregon

Luke Walton, Jr., F, Arizona

Doug Wrenn, So., F, Washington

All-Freshman

Errick Craven, G, USC

Channing Frye, C, Arizona

Jamal Sampson, C, California

Salim Stoudamire, G, Arizona

Amit Tamir, C/F, California

Player of the Year: Sam Clancy, USC

Freshman of the Year: Salim Stoudamire, Arizona

Coach of the Year: Ernie Kent, Oregon

Statistical Miscellaneous

Double-Figure Scoring Games

	Season	Career
Jason Gardner	29	73
Rick Anderson	25	35
Luke Walton	22	33
Salim Stoudamire	21	21
Channing Frye	11	11
Will Bynum	8	8
Isaiah Fox	2	2
Dennis latimore	1	1

Double-Figure Rebounding Games

	Season	Career
Rick Anderson	8	8
Luke Walton	7	9
Channing Frye	7	7
Isaiah Fox	1	1

Double-Figure Assist Games

	Season	Career
Jason Gardner		2
Luke Walton	5	6

Double-Doubles

	Season	Career
Luke Walton	9	11
Rick Anderson	6	6
Channing Frye	5	5
Jason Gardner		2

Triple-Doubles

	Season	Career
Luke Walton	1	1

STRENGTH OF SCHEDULE: Arizona enters the 2002 NCAA Tournament having played the nation's toughest schedule, according to collegerpi.com. Sixteen of Arizona's 31 opponents (52 percent) were nationally ranked at the time of the game, and the Cats were 10-6 in those contests. To take that a step further, seven of Arizona's 10 non-conference opponents either won or shared their regular season conference title. Arizona played nine games this season against teams that at least shared a league title (Big 12, Big 10, ACC, SEC, Big East, West Coast, Pac-10, Mid Continent). Nine of UA's 10 non-conference opponents are participating in the 2002 NCAA Tournament.

ALL-CONFERENCE ACCOLADES: Four Arizona players were recognized by the Pacific-10 Conference with postseason honors. Juniors Luke Walton and Jason Gardner were named all-conference, while Salim Stoudamire and Channing Frye were named to the all-freshman team. Stoudamire was also named Pac-10 Freshman of the Year.

A CROWD FAVORITE: Arizona set a school record for average attendance this season, averaging 14,544 fans per game, which broke last season's record of 14,533. Arizona has led the Pac-10 in attendance each season since 1984-85.

LEAGUE LEADER: Luke Walton enters the tournament as the Pac-10 leader in assists, averaging 6.32 assists per game, a figure that is 0.58 higher than the rest of the league. If that lead holds up, Walton would be the first frontcourt player to lead the Pac-10 in assists since the league started tracking the statistic in 1974-75.

ON TARGET: Freshman Salim Stoudamire has certainly made an impact with his outside shooting. On the season, the Portland, Ore., native is shooting 45.6 percent from the field, including 45.9 percent from three point range. In the last 10 games, those figures rise to 53.6 (45-of-84) and 53.3 (24-of-45), respectively. Stoudamire has been so accurate, he currently ranks second on the school's career three-point FG percentage chart behind Steve Kerr (.573).

MOVING UP: Jason Gardner enters play in the tournament with 1,456 career points, which places him 14th on the all-time UA scoring list. Just ahead of the guard from Indianapolis is Jason Terry, who tallied 1,461 points from 1996-99. Incidentally, Gardner has 73 double-figure scoring games in his 101-game career.

BEHIND THE ARC: Arizona hit 10 treys (22 att.) in Saturday's win, which marked the seventh time the squad has made at least 10 field goals from behind the arc. Interestingly, the Cats are just 3-4 in games in which it collects double-figure treys. Arizona averages 7.71 three-point field goals per game this season, No. 2 in the Pac-10.

TOP CAT: UA finished the Pac-10 slate with a 12-6 record, marking the 16th time in the last 17 seasons that the Cats have won at least 12 conference games, a feat matched by no other league foe. Dating back to the 1984-85 campaign, Arizona has averaged 15 wins per season. The only time in that span that Arizona failed to win at least 12 league games was 1996-97, the year the Cats won the national championship.

CLAMPING DOWN: The Wildcats put together a pretty good defensive effort on Saturday, as the squad limited USC to just 38.2 percent shooting in the second half (.426 for the game) en route to the victory. That was indicative of a defensive performance that saw Arizona hold the opposition to just 42.3 percent shooting in three Pac-10 Tournament games. That's 14 points lower than the opponent's season FG percentage. Arizona has held 10 opponents to less than 40 percent field goal shooting this season.

SCORING 80: Perhaps no statistic is more telling of UA success, as the squad is 60-7 (.896) since the start of the 1998-99 season when scoring at least 80 points. Last year, the Cats were a spotless 17-0 when scoring at least 80 points, and are 15-4 this year.

BALL SECURITY: Arizona finished last Saturday's game with 16 assists compared with just 12 turnovers, and one would be hard pressed to find a better example of the value of taking care of the ball. Against USC, Arizona committed 10 first-half turnovers and trailed by eight points. After the break, UA opened the second half with just one turnover in the first 19:43. It's not surprising that UA shot 57.7 percent from the floor and outscored the Trojans, 50-32.

400 CLUB: If the numbers hold up, the 2001-02 edition of the Arizona Wildcats has a chance to accomplish a rare statistical feat: have four players score at least 400 points in a single season. Jason Gardner (636 points), Luke Walton (446) and Salim Stoudamire (407) are already over the mark, while Rick Anderson (389) needs just 11 points to join the club. If he can do it, the 2001-02 club would join the 1999-2000 team as the only two to do it since 1987-88.

FRESHMAN CONTRIBUTIONS: Those freshmen have certainly made an impact, as the group has combined to score 42.2 percent of the team's offense, grab 44.2 percent of the rebounds and log 49.5 percent of the minutes played.

NCAA Tournament Facts

Arizona has made 18 consecutive trips to the NCAA Tournament, the second longest streak in history (North Carolina). Since UA's streak began in 1985, 248 different teams have played in the NCAA Tournament. In that span, Arizona ranks fifth in games played and number of wins, and is one of just 14 schools to post at least 20 tournament victories.

NCAA Tournament Games Played, 1985-2001

Team	App.	GP
1. Duke	16	69
2. North Carolina	17	62
3. Kansas	16	53
Kentucky	14	53
5. ARIZONA	17	46
6. Syracuse	15	42
7. Arkansas	14	41
8. Temple	16	38
9. Indiana	16	37
Michigan	12	37
Georgetown	13	37

NCAA Tournament Wins, 1985-2001

Team	App.	W
1. Duke	16	56
2. North Carolina	17	46
3. Kentucky	14	41
4. Kansas	16	38
5. ARIZONA	17	30
6. Arkansas	14	28
Syracuse	15	27
8. Michigan	12	26
9. Georgetown	13	24
10. Connecticut	9	23
UCLA	14	23
12. Indiana	16	21
Louisville	12	21
UNLV	9	21

As a measure of consistent excellence, Arizona is one of just 16 schools to have appeared in at least 12 of the last 18 NCAA Tournaments. The Wildcats' .652 winning percentage ranks eighth. No school with 12 or more appearances since 1985 has a cumulative losing record.

By Percentage (min. 12 app., 1985-2001)

Team	App.	W	L	Pct.
1. Duke	16	56	13	.812
2. Kentucky	14	41	12	.774
3. North Carolina	17	46	16	.742
4. Kansas	16	38	15	.717
5. Michigan	12	26	11	.703
6. Arkansas	14	28	13	.683
7. Louisville	12	21	11	.656
8. ARIZONA	17	30	16	.652
9. Georgetown	13	24	13	.649
10. Syracuse	15	27	15	.643
11. UCLA	14	23	13	.639
12. Indiana	16	21	15	.583
13. Temple	16	22	16	.579
14. Oklahoma	14	17	14	.548
Purdue	14	17	14	.548
16. Illinois	13	15	13	.536

In the last 17 years, only 14 coaches have won 20 or more NCAA Tournament games. Since 1985, Arizona's Lute Olson ranks third with 30 NCAA Tournament wins. Of that list, Olson is one of 10 to have also won a national championship.

Head Coach Wins, 1985-2001

Coach, Team	W
1. Mike Krzyzewski, Duke	56
2. Dean Smith, North Carolina	37
3. Lute Olson, Arizona	30
4. Jim Boeheim, Syracuse	27
5. Nolan Richardson, Arkansas	26
6. Roy Williams, Kansas	25
7. Jim Calhoun, Connecticut	23
8. John Thompson, Georgetown	22
Eddie Sutton, Ark., Ky., Okla. State	22
Rick Pitino, Kentucky	22
Jerry Tarkanian, UNLV, Fresno St.	22
12. Bob Knight, Indiana	21
Denny Crum, Louisville	21
14. Steve Fisher, Michigan	20

UNPRECEDENTED: It's probably appropriate that Arizona finds itself in what has been described as the tournament's toughest regional. The Wildcats have been fighting an uphill battle all season. With six freshmen (five true and one redshirt) on its roster, Arizona opened the season with five consecutive games against ranked opponents, a feat that is unmatched in college basketball history.

STEPPING UP: Heading into this season, it was assumed that Jason Gardner was going to have to shoulder more of the scoring load. Gardner raised his scoring average 8.8 points over his career average entering the season (11.7 ppg) and improved his shooting percentage by more than five percent. He's done all of this while logging 38.1 minutes per game and passing out 140 assists. That figure is just seven assists shy of his 36-game total from last season.

PLEASANT SURPRISE: Not only has Rick Anderson's offensive contributions come as expected (he's shooting 49.1 percent from the floor and has more than doubled his career scoring output this year alone), but he has been a force on the glass. The slender 6-foot-9, 213-pound forward from Long Beach, Calif., is tied for the team rebounding lead at 7.3 rpg, but leads the squad with 87 offensive boards.

GETTING IT DONE: Isaiah Fox has renewed his efforts as a rebounder by grabbing 42 rebounds in the last six games. He averaged 5.3 rebounds in the Pac-10 Tournament, and outrebounded Pac-10 Player of the Year Sam Clancy, 8-5, in the tournament final. On the year Fox is averaging 4.1 rebounds per game.

MARKSMAN: Freshman Channing Frye distinguished himself as the team's most accurate shooter. Through 31 games, the freshman center is the only UA player with a shooting percentage above 50 percent. He ranks second in the Pac-10 with a .582 (107-of-184) shooting percentage.

WARMING UP: After entering the Pac-10 Tournament with a .337 FG percentage, it was Will Bynum's shooting that helped the Cats bring home the trophy. The Chicago native shot .583 from the floor in the three games in Los Angeles, including a 10-point (4-of-5 FG), three-assist performance in the semifinal win over California. He has scored in double figures in three of his last four games.

IN RESERVE: While he scored just six points and grabbed seven rebounds in the Pac-10 Tournament, forward Dennis Latimore has proven himself to be a valuable frontcourt reserve. He averages 11.4 minutes per game on the year, but showed his versatility by grabbing five rebounds in 10 minutes against a physical Arizona State squad and scored six points in 15 minutes vs. California in the semifinals.

OFFENSIVE BALANCE: It's no secret that the Cats are at its collective best when all five cylinders are firing. This year, Arizona is 7-0 when five or more players finish in double figures. Additionally, Arizona is 39-3 (.929) when scoring at least 90 points since 1997-98, though two of those losses (Kansas/Connecticut) have come this season.

REBOUNDING AND DEFENSE: Success usually follows when Arizona does these two things well. In UA's 22 wins, the squad posts a +2.7 rebound margin and holds the opposition to 72.9 points per game and a .417 field goal percentage. In its nine defeats, the rebound margin slips to -5.5, while the opponent scoring average rises to 89.9 points and the FG percentage jumps to .485.

GOOD STARTS: This season, Arizona is 17-2 when leading or tied after the first 10 minutes of play. In its 22 wins, Arizona outscored the opposition by an average of 5.3 points, a figure that is 3.5 points higher than its 31-game average.

STOUDAMIRE COMPARISON: Here is a statistical comparison of the Stoudamire cousins, Damon (1991-92) and Salim, in their freshman years at Arizona.

	GP-S	Min.	FG-A	Pct.	3FG-A	Pct.	FT-A	Pct.	R/G	A	TO	Blk	Stl	Pts.-Avg.
Damon	30-0	540	76-167	.455	28-69	.406	37-48	.771	2.2	76	44	3	22	217-7.2
Salim	31-25	932	123-270	.456	68-148	.459	93-101	.921	2.0	36	51	0	24	389-12.5

IN MARCH: Since 1996-97, Arizona is 28-9 (.757) in the month of March.

EARLY SIGNEES: Coach Olson and his staff signed two student-athletes to National Letters-of-Intent during the November Early Signing Period. Hassan Adams (G, 6-4, 205) from Los Angeles, Calif., Westchester High School and Chris Rodgers (G, 6-4, 190) from Portland, Ore., Woodrow Wilson High School will join the squad next fall.

FOR MORE INFORMATION: During the Wildcats' stay in Albuquerque, Arizona men's basketball contact and the team is headquartered at the Hyatt Regency, 330 Tijeras, (505) 842-1234. UA SID Tom Duddleston will be stationed at the media headquarters, the Marriott, 201 Louisiana Blvd. NE, (505) 881-8600. Paige and Duddleston can be reached via cell phone at (520) 850-2118 and (520) 419-9236, respectively.

The University of Arizona in the NCAA Tournament

1951

West Region, First Round, Kansas City, Mo.

March 21 Kansas State L, 59-61

1976

West Region, First Round, Tempe, Ariz.

March 13 Georgetown W, 84-76

West Regional, Los Angeles, Calif.

March 18 UNLV W, 114-109 (ot)

March 20 UCLA L, 66-82

1977

Midwest Region, First Round, Omaha, Neb.

March 12 Southern Illinois L, 77-81

1985 – No. 10 Seed

West Region, First Round, Albuquerque, N.M.

March 15 (7) Alabama L, 41-50

1986 – No. 9 Seed

West Region, First Round, Long Beach, Calif.

March 14 (8) Auburn L, 63-73

1987 – No. 10 Seed

West Region, First Round, Tucson, Ariz.

March 13 (7) Texas-El Paso L, 91-98 (ot)

1988 – No. 1 Seed

West Region, First/Second Rounds, Los Angeles, Calif.

March 18 (16) Cornell W, 90-50

March 20 (8) Seton Hall W, 84-55

West Regional, Seattle, Wash.

March 25 (5) Iowa W, 99-79

March 27 (2) North Carolina W, 70-52

Final Four, Kansas City, Mo.

April 2 (1) Oklahoma L, 78-86

1989 – No. 1 Seed

West Region, First/Second Rounds, Boise, Idaho

March 16 (16) Robert Morris W, 94-60

March 18 (9) Clemson W, 94-68

West Regional, Denver, Colo.

March 23 (4) UNLV L, 67-68

1990 – No. 2 Seed

West Region, First/Second Rounds, Long Beach, Calif.

March 16 (15) South Florida W, 79-67

March 18 (7) Alabama L, 55-77

1991 – No. 2 Seed

West Region, First/Second Rounds, Salt Lake City, Utah

March 14 (15) St. Francis, Pa. W, 93-80

March 16 (10) Brigham Young W, 76-61

West Regional, Seattle, Wash.

March 21 (3) Seton Hall L, 77-81

1992 – No. 3 Seed

Southeast Region, First Round, Atlanta, Ga.

March 20 (14) East Tennessee State L, 80-87

1993 – No. 2 Seed

West Region, First Round, Salt Lake City, Utah

March 18 (15) Santa Clara L, 61-64

1994 – No. 2 Seed

West Region, First/Second Rounds, Sacramento, Calif.

March 18 (15) Loyola (Md.) W, 81-55

March 20 (7) Virginia W, 71-58

West Regional, Los Angeles, Calif.

March 24 (3) Louisville W, 82-70

March 26 (1) Missouri W, 92-72

Final Four, Charlotte, N.C.

April 2 (1) Arkansas L, 82-91

1995 – No. 5 Seed

Midwest Region, First Round, Dayton, Ohio

March 16 (12) Miami (Ohio) L, 62-71

1996 – No. 3 Seed

West Region, First/Second Rounds, Tempe, Ariz.

March 15 (14) Valparaiso W, 90-51

March 17 (6) Iowa W, 87-73

West Regional, at Denver, Colo.

March 22 (2) Kansas L, 80-83

1997 – No. 4 Seed

Southeast Region, First/Second Rounds, Memphis, Tenn.

March 13 (13) South Alabama W, 65-57

March 15 (12) College of Charleston W, 73-69

Southeast Regional, Birmingham, Ala.

March 21 (1) Kansas W, 85-82

March 23 (10) Providence W, 96-92 (ot)

Final Four at Indianapolis, Ind.

March 29 (1) North Carolina W, 66-58

March 31 (1) Kentucky W, 84-79 (ot)

1998 – No. 1 Seed

West Region, First/Second Rounds, Sacramento, Calif.

March 12 (16) Nicholls State W, 99-60

March 14 (9) Illinois State W, 82-49

West Regional, Anaheim, Calif.

March 19 (4) Maryland W, 87-79

March 21 (3) Utah L, 51-76

1999 – No. 4 Seed

Midwest Region, First Round, Milwaukee, Wis.

March 12 (13) Oklahoma L, 60-61

2000 – No. 1 Seed

West Region, First/Second Rounds, Salt Lake City, Utah

March 16 (16) Jackson State W, 78-47

March 18 (8) Wisconsin L, 59-66

2001 – No. 2 Seed

Midwest Region, First/Second Rounds, Kansas City, Mo..

March 16 (15) Eastern Illinois W, 101-76

March 18 (8) Wisconsin W, 73-52

Midwest Regional, San Antonio, Texas.

March 23 (3) Mississippi W, 66-56

March 25 (1) Illinois W, 87-81

Final Four at Minneapolis, Minn.

March 31 (1) Michigan State W, 80-61

April 2 (1) Duke L, 72-82

NCAA Tournament Record: 32-19 (.627)

Appearances: 21 (18 consecutive)

Final Fours (4): 1988, 1994, 1997, 2001

Elite Eights (6): 1976, 1988, 1994, 1997, 1998, 2001

Sweet Sixteens (9): 1976, 1988, 1989, 1991, 1994, 1996, 1997, 1998, 2001

Lute Olson's Overall NCAA Tournament Record: 37-22

Olson's NCAA Tournament Record at Arizona: 30-16

The University of Arizona in the NCAA Tournament

Record by Seed

No. 1	10-4 record
No. 2	12-5 record
No. 3	2-2 record
No. 4	6-1 record
No. 5	0-1 record
No. 9	0-1 record
No. 10	0-2 record

Record by Region

West	21-14 record
Midwest	5-4 record
East	0-0 record
Southeast	6-1 record

Record vs. Seeds

No. 1	6-3
No. 2	1-1
No. 3	2-2
No. 4	1-1
No. 5	1-0
No. 6	1-0
No. 7	1-3
No. 8	1-2
No. 9	2-0
No. 10	3-0
No. 12	1-1
No. 13	1-1
No. 14	1-1
No. 15	4-1
No. 16	4-0

Record by Location

Albuquerque, N.M.	0-1
Anaheim, Calif.	1-1
Atlanta, Ga.	0-1
Birmingham, Ala.	2-0
Boise, Idaho	2-0
Charlotte, N.C.	0-1
Dayton, Ohio	0-1
Denver, Colo.	0-2
Indianapolis, Ind.	2-0
Kansas City, Mo.	2-2
Long Beach, Calif.	1-2
Los Angeles, Calif.	5-1
Memphis, Tenn.	2-0
Milwaukee, Wis.	0-1
Minneapolis, Minn.	1-1
Omaha, Neb.	0-1
Sacramento, Calif.	4-0
Salt Lake City, Utah	3-2
San Antonio, Texas	2-0
Seattle, Wash.	2-1
Tempe, Ariz.	3-0
Tucson, Ariz.	0-1

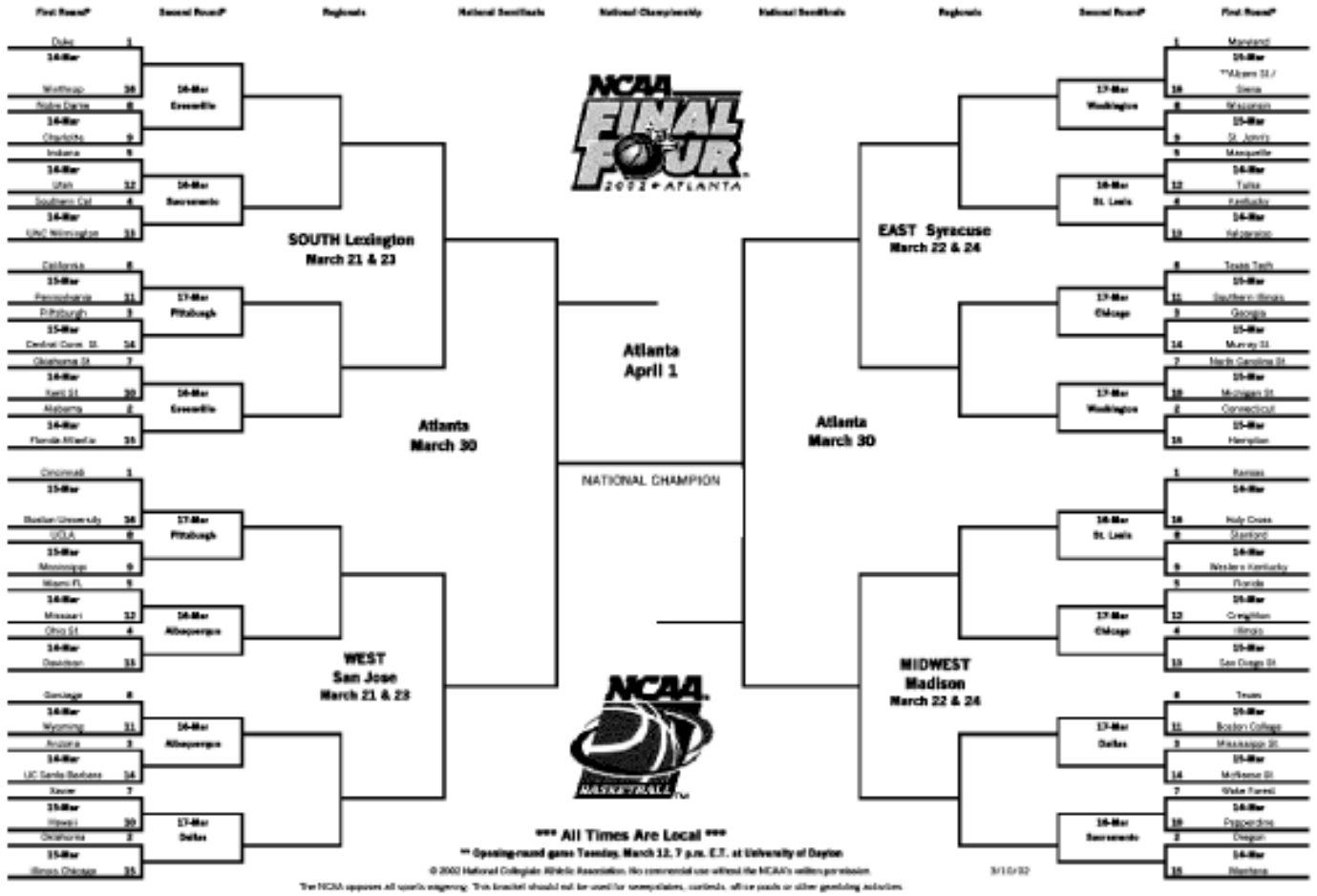
Record vs. NCAA Opponents

Alabama	0-2
Arkansas	0-1
Auburn	0-1
Brigham Young	1-0
Butler	1-0
Clemson	1-0
College of Charleston	1-0
Cornell	1-0
Duke	0-1
East Tennessee State	0-1
Eastern Illinois	1-0
Georgetown	1-0
Illinois	1-0
Illinois State	1-0
Iowa	2-0
Jackson State	1-0
Kansas	1-1
Kansas State	0-1
Kentucky	1-0
Louisville	1-0
Loyola (Md.)	1-0
Maryland	1-0
Miami (Ohio)	0-1
Michigan State	1-0
Mississippi	1-0
Missouri	1-0
Nicholls State	1-0
North Carolina	2-0
Oklahoma	0-2
Providence	1-0
Robert Morris	1-0
St. Francis (Pa.)	1-0
Santa Clara	0-1
Seton Hall	1-1
South Alabama	1-0
South Florida	1-0
Southern Illinois	0-1
Texas-El Paso	0-1
UCLA	0-1
UNLV	1-1
Utah	0-1
Valparaiso	1-0
Virginia	1-0
Wisconsin	0-1

Record by Date

March 12	1-2	March 21	1-3
March 13	2-1	March 22	0-1
March 14	2-1	March 23	2-1
March 15	2-1	March 24	1-0
March 16	5-1	March 25	3-0
March 17	1-0	March 26	1-0
March 18	5-3	March 29	1-0
March 19	1-0	March 31	2-0
March 20	2-2	April 2	0-3

2002 NCAA Division I Men's Basketball Championship



2002 NCAA Division I Men's Basketball Tournament Arizona versus the field (2001-02 and all-time)

West Region	2001-02	All-Time	South Region	2001-02	All-Time	East Region	2001-02	All-Time	Midwest Region	2001-02	All-Time
1. Cincinnati	0-0	3-0	1. Duke	0-0	3-4	1. Maryland	1-0	2-0	1. Kansas	0-1	1-5
2. Oklahoma	0-0	1-2	2. Alabama	0-0	0-2	2. Connecticut	0-1	0-3	2. Oregon	0-2	31-18
3. Arizona	-	-	3. Pittsburgh	0-0	3-2	3. Georgia	0-0	0-0	3. Mississippi State	0-0	1-1
4. Ohio State	0-0	0-1	4. USC	2-1	46-32	4. Kentucky	0-0	3-2	4. Illinois	1-0	6-5
5. Miami (Fla.)	0-0	2-0	5. Indiana	0-0	0-0	5. Marquette	0-0	1-1	5. Florida	1-0	1-0
6. Gonzaga	0-0	1-0	6. California	3-0	40-23	6. Texas Tech	0-0	22-28	6. Texas	1-0	6-2
7. Xavier	0-0	0-0	7. Oklahoma State	0-0	2-0	7. N. Carolina State	0-0	0-0	7. Wake Forest	0-0	0-0
8. UCLA	1-1	25-37	8. Notre Dame	0-0	3-1	8. Wisconsin	0-0	1-2	8. Stanford	1-1	41-21
9. Mississippi	0-0	1-1	9. Charlotte	0-0	0-0	9. St. John's	0-0	0-0	9. Western Kentucky	0-0	0-0
10. Hawaii	0-0	2-0	10. Kent State	0-0	0-0	10. Michigan State	0-1	4-2	10. Pepperdine	1-0	5-0
11. Wyoming	0-0	18-15	11. Pennsylvania	0-0	1-0	11. Southern Illinois	0-0	2-1	11. Boston College	0-0	3-0
12. Missouri	0-0	1-1	12. Utah	0-0	18-28	12. Tulsa	0-0	1-2	12. Creighton	0-0	1-1
13. Davidson	0-0	0-0	13. UNC-Wilmington	0-0	1-0	13. Valparaiso	1-0	2-0	13. San Diego State	0-0	15-5
14. UC-Santa Barbara	0-0	6-3	14. Central Conn. State	0-0	0-0	14. Murray State	0-0	1-1	14. McNeese State	0-0	0-0
15. Illinois-Chicago	0-0	0-0	15. Florida Atlantic	0-0	0-0	15. Hampton	0-0	0-0	15. Montana	0-0	1-0
16. Boston	0-0	0-0	16. Winthrop	0-0	0-0	16. Alcorn State	0-0	0-0	16. Holy Cross	0-0	1-0
TOTALS	1-1	60-60	TOTALS	5-1	117-92	TOTALS	2-2	39-42	TOTALS	5-4	113-58

OVERALL 11-8 327-252

Teams Arizona played during the 2001-02 season in italics

2001-02 Arizona Men's Basketball Arizona Wildcats Season Box Score All games

RECORD:	OVERALL	HOME	AWAY	NEUTRAL
ALL GAMES	22-9	9-4	6-5	7-0
CONFERENCE	12-6	7-2	5-4	0-0
NON-CONFERENCE	10-3	2-2	1-1	7-0

##	Player	GP	GS	Min	Avg	TOTAL			3-PTS			REBOUNDS			PF	FO	A	TO	Blk	Stl	Pts	Avg				
						FG	FGA	Pct	3FG	FGA	Pct	FT	FTA	Pct									Off	Def	Tot	
22	GARDNER, Jason	31	31	1180	38.1	183	425	.431	100	256	.391	170	212	.802	25	66	91	2.9	58	1	140	91	0	51	636	20.5
4	WALTON, Luke	28	28	1030	36.8	160	335	.478	15	54	.278	111	167	.665	51	152	203	7.3	55	0	177	106	18	49	446	15.9
20	STOUDAMIRE, Salim	31	25	932	30.1	123	270	.456	68	148	.459	93	101	.921	13	50	63	2.0	74	0	36	51	0	24	407	13.1
33	ANDERSON, Rick	31	31	905	29.2	141	287	.491	30	74	.405	77	108	.713	87	139	226	7.3	108	8	49	47	14	22	389	12.5
45	FRYE, Channing	31	22	729	23.5	107	184	.582	0	0	.000	67	89	.753	75	116	191	6.2	91	4	24	44	41	16	281	9.1
3	BYNUM, Will	28	9	541	19.3	69	196	.352	24	90	.267	23	37	.622	6	38	44	1.6	45	0	43	47	1	20	185	6.6
52	FOX, Isaiah	30	9	464	15.5	48	99	.485	0	1	.000	39	67	.582	43	81	124	4.1	84	2	5	31	6	10	135	4.5
34	LATIMORE, Dennis	31	0	352	11.4	26	61	.426	0	0	.000	11	28	.393	25	56	81	2.6	31	0	7	20	6	4	63	2.0
13	ZAHN, Andrew	15	0	53	3.5	5	6	.833	1	1	1.000	2	4	.500	5	9	14	0.9	11	0	1	4	1	0	13	0.9
21	SCHWERTLEY, Mike	6	0	31	5.2	3	6	.500	0	1	.000	2	3	.667	4	2	6	1.0	2	0	4	5	0	2	8	1.3
11	RANNE, Jason	5	0	6	1.2	2	3	.667	1	1	1.000	0	0	.000	0	2	2	0.4	0	0	2	0	0	0	5	1.0
10	FELLAH, Anas	7	0	20	2.9	1	4	.250	0	2	.000	0	0	.000	0	0	0	0.0	3	0	1	0	0	1	2	0.3
14	HANSEN, Peter	3	0	5	1.7	0	1	.000	0	1	.000	2	2	1.000	0	0	0	0.0	1	0	0	0	1	0	2	0.7
12	TORRES, Fil	2	0	2	1.0	0	1	.000	0	1	.000	0	0	.000	0	0	0	0.0	0	0	0	0	0	0	0	0.0
TM TEAM																										
Total						868	1878	.462	239	629	.380	597	818	.730	391	778	1169	37.7	564	15	489	447	88	199	2572	83.0
Opponents						890	2035	.437	218	646	.337	415	596	.696	442	719	1161	37.5	702	-	483	434	99	192	2413	77.8

SCORE BY PERIODS:	1st	2nd	OT	Total	DEADBALL REBOUNDS:	OFF	DEF	TOTAL
Arizona Wildcats	1221	1331	20	2572	Arizona Wildcats	96	27	123
Opponents	1166	1231	16	2413	Opponents	79	25	104

2001-02 Arizona Men's Basketball Arizona Wildcats Season Schedule/Results & Leaders

RECORD:	OVERALL	HOME	AWAY	NEUTRAL
ALL GAMES	22-9	9-4	6-5	7-0
CONFERENCE	12-6	7-2	5-4	0-0
NON-CONFERENCE	10-3	2-2	1-1	7-0

DATE	TIME	OPPONENT	SCORE	ATTEND	HIGH POINTS	HIGH REBOUNDS
11/8/01	9 p.m. EST	! vs Maryland	W 71-67	12615	(23) Jason Gardner	(12) Luke Walton
11/9/01	9 p.m. EST	! vs Florida	W 75-71	15404	(23) Jason Gardner	(8) Isaiah Fox
11/17/01	7 p.m. CST	at Texas	W 88-74	15291	(28) Jason Gardner	(8) Luke Walton
12/1/01	12:30 pm MST	KANSAS	97-105	L 14562	(34) Jason Gardner	(9) Rick Anderson
12/4/01	6 p.m. MST	% vs Illinois	W 87-82	10697	(23) Jason Gardner	(9) Luke Walton
12/8/01	1:30 p.m. PT	# vs Purdue	W 79-66	16221	(17) Rick Anderson	(9) Dennis Latimore
12/15/01	2 p.m. EST	at Michigan State	60-74	L 14759	(17) Jason Gardner	(13) Luke Walton
12/20/01	7:06 p.m. PT	* at Oregon State	W 76-73	7767	(18) Channing Frye	(7) Jason Gardner
12/22/01	6 p.m. PST	* at Oregon	W 75-105	L 9087	(19) Jason Gardner	(16) Channing Frye
12/28/01	6 p.m. MST	^ PEPPERDINE	W 94-71	14566	(25) Salim Stoudamire	(9) Channing Frye
12/30/01	2 p.m. MST	^ VALPARAISO	W 74-70	14515	(19) Jason Gardner	(10) Channing Frye
1/4/02	6:30 p.m. MT	* OREGON	W 80-90	L 14562	(22) Jason Gardner	(11) Channing Frye
1/6/02	7 p.m. MST	* OREGON STATE	W 93-87	14242	(34) Jason Gardner	(8) Channing Frye
1/10/02	7 p.m. PST	* at Washington State	W 92-85	2459	(23) Jason Gardner	(11) Channing Frye
1/12/02	7 p.m. PST	* at Washington	W 74-69	8260	(21) Jason Gardner	(7) Luke Walton
1/17/02	8:30 pm MST	* USC	W 97-80	14574	(27) Luke Walton	(11) Rick Anderson
1/19/02	Noon MST	* UCLA	W 96-86	14571	(19) Channing Frye	(11) Luke Walton
1/23/02	8:30 p.m. MT	* at Arizona State	72-88	L 13581	(26) Luke Walton	(8) Channing Frye
1/26/02	11 a.m. MST	CONNECTICUT	98-100	LOT 14577	(30) Jason Gardner	(10) Luke Walton
1/31/02	7 p.m. PST	* at California	W 68-58	12000	(17) Jason Gardner	(9) Channing Frye
2/2/02	5 p.m. PST	* at Stanford	WOT 88-82	7391	(22) Channing Frye	(13) Rick Anderson
2/7/02	6:30 p.m. MT	* WASHINGTON	W 91-82	14574	(21) Luke Walton	(10) Channing Frye
2/9/02	8 p.m. MST	* WASHINGTON STATE	W 85-68	14580	(26) Luke Walton	(10) Channing Frye
2/14/02	7:30 p.m. PT	* at UCLA	76-77	L 11960	(25) Jason Gardner	(10) Luke Walton
2/16/02	3 p.m. PST	* at USC	89-94	L 12573	(27) Jason Gardner	(10) Channing Frye
2/20/02	7:30 p.m. MT	* ARIZONA STATE	W 83-75	14585	(24) Salim Stoudamire	(11) Rick Anderson
2/28/02	8:30 p.m. MT	* STANFORD	71-76	L 14586	(33) Jason Gardner	(12) Isaiah Fox
3/2/02	Noon MST	* CALIFORNIA	W 99-53	14578	(17) Rick Anderson	(11) Rick Anderson
3/7/02	6:42 p.m. PT	\$ vs Arizona State	W 73-56	12096	(25) Luke Walton	(9) Rick Anderson
3/8/02	8:30 p.m. PT	\$ vs California	W 90-78	18887	(25) Jason Gardner	(14) Rick Anderson
3/9/02	3 p.m. PST	\$ vs USC	W 81-71	18997	(29) Salim Stoudamire	(6) Channing Frye

* - Pacific-10 Conference Games; ! - Coaches vs. Cancer IKON Classic (New York, N.Y.); % - Southwest Showdown (Phoenix, Ariz.); # - John R. Wooden Classic (Anaheim, Calif.); ^ - Fiesta Bowl Classic honoring Bobbi Olson (Tucson, Ariz.); \$ - Pac-10 Tournament (Los Angeles, Calif.).

ATTENDANCE SUMMARY	GAMES	TOTALS	AVG/GAME
HOME	13	189072	14544
AWAY	11	115128	10466
NEUTRAL	7	104917	14988
TOTAL	31	409117	13197

2001-02 Arizona Highs & Lows

	Highs	Lows
Total Points	99, vs. California, 3/2	60, at Michigan State, 12/15
Points, First Half	51, twice, last, vs. USC, 1/17	22, at Michigan State, 12/15
Field Goal Percentage, First Half	.594 (19-32), twice, last, vs. California, 3/8	.179 (5-28), at Michigan State, 12/15
Points, Second Half	59, twice, last, vs. Connecticut, 1/26	34, vs. Stanford, 2/28
Field Goal Percentage, Second Half	.682 (15-22), vs. Washington, 2/7	.292 (7-24), vs. Stanford, 2/28
Field Goals Made	36, at Stanford, 2/2	16, at Michigan State, 12/15
Field Goals Attempted	85, vs. Kansas, 12/1	42, at California, 1/31
Field Goal Percentage, Game	.594 (33-57), vs. California, 3/8	.302 (16-53), at Michigan State, 12/15
3-Point Field Goals Made	16, at USC, 2/16	2, at Arizona State, 1/23
3-Point Field Goals Attempted	38, vs. Kansas, 12/1	12, vs. California, 3/8
3-Point Field Goal Percentage, Game	.571 (8-14), at Texas, 11/17	.125 (2-16), at Arizona State, 1/23
Free Throws Made	29, twice, last, at Oregon State, 12/20	6, vs. Purdue, 12/8
Free Throws Attempted	38, twice, last, vs. USC, 1/17	10, vs. Maryland, 11/8
Offensive Rebounds	27, vs. Kansas, 12/1	6, twice, last, at UCLA, 2/14
Defensive Rebounds	35, vs. Arizona State, 3/7	16, three times, last, vs. California, 3/8
Total Rebounds	49, vs. Purdue, 12/8	23, vs. California, 3/8
Fouls	27, at Michigan State, 12/15	12, four times, last, vs. UConn, 1/26
Assists	23, vs. UCLA, 1/19	4, vs. Arizona State, 3/7
Turnovers	22, vs. Pepperdine, 12/28	7, vs. Oregon State, 1/6
Blocked Shots	9, vs. Purdue, 12/8	0, vs. Kansas, 12/1
Steals	13, vs. Washington, 2/7	1, vs. USC, 3/9

2001-02 Opponent Highs & Lows

	Highs	Lows
Total Points	105, twice, last, Oregon, 12/22	53, California, 3/2
Points, First Half	58, UCLA, 1/19	23, twice, last, Arizona State, 3/7
Field Goal Percentage, First Half	.760 (19-25), Oregon State, 1/6	.257 (9-35), USC, 1/17
Points, Second Half	57, Connecticut, 1/26	23, California, 3/2
Field Goal Percentage, Second Half	.606 (20-33), Connecticut, 1/26	.278 (10-36), Texas, 11/17
Field Goals Made	41, vs. Connecticut, 1/26	19, California, 3/2
Field Goals Attempted	87, Pepperdine, 12/28	51, Oregon State, 1/6
Field Goal Percentage, Game	.557 (39-70), Kansas, 12/1	.328 (19-58), California, 3/2
3-Point Field Goals Made	17, vs. UCLA, 1/19	3, twice, last, California, 3/2
3-Point Field Goals Attempted	33, vs. UCLA, 1/19	9, Michigan State, 12/15
3-Point Field Goal Percentage, Game	.667 (12-18), Oregon State, 1/6	.154 (4-26), Pepperdine, 12/28
Free Throws Made	28, Illinois, 12/4	2, Arizona State, 3/7
Free Throws Attempted	35, Washington State, 1/10	7, Pepperdine, 12/28
Offensive Rebounds	25, USC, 1/17	2, Oregon State, 1/6
Defensive Rebounds	31, Kansas, 12/1	15, Pepperdine, 12/28
Total Rebounds	47, twice, last, Stanford, 2/2	21, Oregon State, 1/6
Fouls	29, twice, last, Arizona State, 3/7	15, twice, last, UCLA, 2/14
Assists	23, USC, 2/16	8, twice, last, California, 3/8
Turnovers	21, vs. Washington, 2/7	7, USC, 2/16
Blocked Shots	12, vs. Connecticut, 1/26	0, twice, last, Valparaiso, 12/30
Steals	12, Pepperdine, 12/28	0, Oregon State, 1/6

2001-02 Win-Loss Differential

	1	2	3	4	5	6	7	8	9	10	11-15	16-20	21-25	26+
Wins			1	3	2	2	1	1	1	3	3	3	1	1
Losses	1	1			2			1		1	1	1		1

2001-02 Arizona Individual Highs

Points	34	Twice, last, Jason Gardner, vs. Oregon State, 1/6
Points, First Half	20	Twice, last, Jason Gardner, vs. Stanford, 2/28
Points, Second Half	24	Jason Gardner, vs. Connecticut, 1/26
Field Goals Made	11	Twice, last, Luke Walton, vs. Arizona State, 3/7
Field Goals Attempted	22	Jason Gardner, vs. Kansas, 12/1
Field Goal Percentage	1.000	Three times, last, Channing Frye (6-6), vs. UCLA, 1/19
3-Point Field Goals Made	8	Jason Gardner, vs. Kansas, 12/1
3-Point Field Goals Attempted	16	Jason Gardner, vs. Kansas, 12/1
3-Point Field Goal Percentage	1.000	Will Bynum (4-4), vs. USC, 1/17
Free Throws Made	13	Luke Walton, vs. USC, 1/17
Free Throws Attempted	15	Twice, last, Luke Walton, vs. USC, 1/17
Offensive Rebounds	8	Channing Frye, at Oregon State, 12/20
Defensive Rebounds	10	Three times, last, Rick Anderson, vs. Arizona State, 3/7
Total Rebounds	16	Channing Frye, at Oregon State, 12/20
Fouls	5	15 times, last, Isaiah Fox/Rick Anderson/Channing Frye, vs. Stanford, 2/28
Assists	11	Twice, last, Luke Walton, vs. California, 3/2
Turnovers	9	Luke Walton, vs. Stanford, 2/28
Blocked Shots	5	Twice, last, Channing Frye, vs. Pepperdine, 12/28
Steals	5	Jason Gardner, vs. Valparaiso, 12/30
Minutes	45	Twice, last, Luke Walton, at Stanford, 2/2

2001-02 Opponent Individual Highs

Points	35	Doug Wrenn, Washington, 2/7
Points, First Half	21	Sam Clancy, USC, 2/16
Points, Second Half	23	David Bluthenthal, USC, 2/16
Field Goals Made	15	Doug Wrenn, Washington, 2/7
Field Goals Attempted	23	Doug Wrenn, Washington, 2/7
Field Goal Percentage	.833	James Davis (5-6), Oregon, 12/22
3-Point Field Goals Made	7	Twice, last, David Bluthenthal, USC, 2/16
3-Point Field Goals Attempted	12	David Bluthenthal, USC, 2/16
3-Point Field Goal Percentage	.800	James Davis (4-5), Oregon, 12/22
Free Throws Made	11	Curtis Borchardt, Stanford, 2/28
Free Throws Attempted	13	Twice, last, Sam Clancy, USC, 1/17
Offensive Rebounds	10	Curtis Borchardt, Stanford, 2/2
Defensive Rebounds	11	Twice, last, Curtis Borchardt, Stanford, 2/2
Total Rebounds	21	Curtis Borchardt, Stanford, 2/2
Fouls	5	20 times, last, Jason Braxton/Donnell Knight, Arizona State, 2/20
Assists	14	T.J. Ford, Texas, 11/17
Turnovers	7	Will Conroy, Washington, 2/7
Blocked Shots	9	Emeka Okafor, Connecticut, 1/26
Steals	5	Three times, last, Caron Butler, Connecticut, 1/26
Minutes	45	Casey Jacobsen, Stanford, 2/2

2001-02 Arizona Game Comparisons

	FG-FGA	PCT	3G-3A	PCT	FT-FTA	PCT	OR-DR-TOT	PF	A	TO	BK	ST	PTS
Arizona	29-66	.439	6-18	.333	7-10	.700	17-29-46	12	12	16	4	6	71
(2) Maryland	28-71	.394	7-27	.259	4-12	.333	18-22-40	15	20	11	4	10	67
Arizona	24-50	.480	9-19	.474	18-29	.621	11-26-37	16	17	17	4	7	75
(5) Florida	29-66	.439	6-25	.240	7-11	.636	14-21-35	25	14	13	6	8	71
(12) Arizona	27-65	.415	8-14	.571	26-31	.839	15-33-48	18	12	11	3	6	88
@(23) Texas	27-72	.375	10-26	.385	10-21	.476	17-26-43	24	18	9	7	4	74
@(4) Arizona	30-85	.353	14-38	.368	23-32	.719	27-17-44	22	18	14	0	10	97
(8) Kansas	39-70	.557	7-19	.368	20-25	.800	14-31-45	26	22	19	0	5	105
(7) Arizona	25-67	.373	8-22	.364	29-38	.763	18-25-43	26	14	13	5	9	87
(5) Illinois	25-60	.417	4-20	.200	28-33	.848	13-29-42	28	12	18	5	4	82
(7) Arizona	35-65	.538	3-14	.214	6-15	.400	16-33-49	18	17	20	9	7	79
Purdue	23-63	.365	4-16	.250	16-24	.667	10-18-28	16	8	13	2	10	66
(6) Arizona	16-53	.302	6-24	.250	22-29	.759	12-24-36	27	11	13	6	4	60
@(23) Michigan State	22-58	.379	3-9	.333	27-34	.794	17-29-46	25	14	11	2	5	74
(11) Arizona	21-50	.420	5-19	.263	29-34	.853	13-16-29	19	13	11	1	8	76
@ Oregon State	26-56	.464	6-19	.316	15-19	.789	16-18-34	27	17	18	2	1	73
(11) Arizona	28-69	.406	4-17	.235	15-20	.750	17-16-33	21	14	15	4	8	75
@ Oregon	34-63	.540	13-22	.591	24-27	.889	13-25-38	21	21	14	1	6	105
@(14) Arizona	34-63	.540	9-19	.474	17-23	.739	12-32-44	12	22	22	5	6	94
Pepperdine	31-87	.356	4-26	.154	5-7	.714	24-15-39	22	9	19	5	12	71
@(14) Arizona	25-56	.446	8-22	.364	16-19	.842	14-24-38	12	17	18	1	6	74
Valparaiso	26-61	.426	6-18	.333	12-15	.800	13-17-30	17	12	12	0	8	70
@(15) Arizona	30-70	.429	9-29	.310	11-17	.647	12-22-34	21	12	12	2	5	80
Oregon	32-66	.485	10-17	.588	16-21	.762	12-27-39	22	22	10	3	6	90
@(15) Arizona	30-59	.508	8-18	.444	25-32	.781	11-20-31	19	14	7	1	5	93
Oregon State	31-51	.608	12-18	.667	13-20	.650	2-19-21	24	20	12	4	0	87
(20) Arizona	34-61	.557	5-16	.313	19-22	.864	6-25-31	26	21	12	3	5	92
@Washington State	29-63	.460	4-16	.250	23-35	.657	17-23-40	17	14	15	2	5	85
(20) Arizona	24-53	.453	6-13	.462	20-30	.667	10-25-35	15	17	13	2	9	74
@Washington	27-62	.435	6-22	.273	9-14	.643	12-25-37	20	13	14	7	7	69
@(15) Arizona	31-57	.544	8-20	.400	27-38	.711	10-34-44	20	22	13	5	7	97
(18) USC	28-85	.329	7-30	.233	17-24	.708	25-22-47	28	17	10	2	10	80
@(15) Arizona	30-62	.484	14-35	.400	22-28	.786	8-27-35	13	23	12	2	7	96
(9) UCLA	30-65	.462	17-33	.515	9-13	.692	10-27-37	24	19	17	2	6	86
(10) Arizona	24-52	.462	2-16	.125	22-31	.710	9-20-29	19	13	18	1	6	72
@Arizona State	35-65	.538	5-12	.417	13-19	.684	14-25-39	24	21	14	3	8	88
@(10) Arizona	35-72	.486	12-23	.522	16-21	.762	16-25-41	12	21	20	4	5	98
(25) Connecticut	41-79	.519	10-17	.588	8-10	.800	14-22-36	23	21	12	12	11	100
(19) Arizona	23-42	.548	6-16	.375	16-31	.516	8-29-37	17	14	21	3	5	68
@California	22-57	.386	5-20	.250	9-12	.750	8-21-29	25	12	15	1	9	58
(19) Arizona	36-74	.486	3-13	.231	13-20	.650	15-21-36	19	17	8	1	8	88
@(18) Stanford	30-71	.423	7-24	.292	15-19	.789	19-28-47	22	19	15	5	2	82
@(11) Arizona	33-61	.541	6-16	.375	19-34	.559	13-20-33	21	15	18	3	13	91
Washington	34-68	.500	6-19	.316	8-21	.381	16-21-37	25	17	21	2	8	82
@(11) Arizona	29-70	.414	8-24	.333	19-23	.826	18-25-43	15	19	15	2	9	85
Washington State	24-61	.393	4-14	.286	16-19	.842	12-23-35	19	13	18	2	7	68
(9) Arizona	27-60	.450	11-22	.500	11-15	.733	6-22-28	13	13	12	4	6	76
@(20) UCLA	32-70	.457	8-23	.348	5-8	.625	17-28-45	15	15	17	3	6	77
(9) Arizona	28-54	.519	16-29	.552	17-21	.810	8-25-33	19	21	18	2	2	89
@(25) USC	33-73	.452	10-30	.333	18-22	.818	16-20-36	18	23	7	2	6	94
@(14) Arizona	25-59	.424	5-15	.333	28-36	.778	11-31-42	21	16	13	1	4	83
Arizona State	26-60	.433	8-19	.421	15-31	.484	12-25-37	29	16	13	1	8	75
@(14) Arizona	20-53	.377	7-18	.389	24-33	.727	13-21-34	25	8	18	2	11	71
(17) Stanford	24-58	.414	9-24	.375	19-24	.792	13-25-38	25	15	18	3	7	76
@(14) Arizona	32-66	.485	14-32	.438	21-26	.808	17-31-48	16	22	10	3	5	99
(21) California	19-58	.328	3-17	.176	12-17	.706	10-17-27	21	10	12	2	4	53
(15) Arizona	24-51	.471	4-14	.286	21-31	.677	12-35-47	18	4	18	2	4	73
Arizona State	24-69	.348	6-23	.261	2-12	.167	16-23-39	29	11	12	1	5	56
(15) Arizona	33-57	.579	5-12	.417	19-27	.704	7-16-23	15	13	8	2	5	90
(25) California	30-59	.509	4-19	.211	14-18	.778	15-23-38	24	8	16	2	1	78
(15) Arizona	26-56	.464	10-22	.455	19-22	.864	9-29-38	16	16	12	1	1	81
(22) USC	29-68	.426	7-22	.318	6-9	.667	13-24-37	22	10	9	6	3	71

2001-02 Arizona Trends (Pac-10 Games in Parenthesis)

	Overall	Home	Road	Neutral
When outrebounding opponents	14-1 (5-0)	6-1 (4-0)	2-0 (1-0)	6-0
When tied or outrebounded	8-8 (7-6)	3-3 (3-2)	4-5 (4-4)	1-0
When ahead at halftime	14-2 (8-2)	6-0 (5-0)	3-2 (3-2)	5-0
When behind at halftime	6-6 (4-3)	2-3 (2-1)	3-3 (2-2)	1-0
When tied at halftime	2-1 (0-1)	1-1 (0-1)	0-0 (0-0)	1-0
When shooting 50% or better from field	8-1 (5-1)	4-0 (3-0)	2-1 (2-1)	2-0
When shooting less than 50% from field	14-8 (7-5)	5-4 (4-2)	4-4 (3-3)	5-0
When shooting better than the opponent	18-1 (9-1)	7-0 (5-0)	5-1 (4-1)	6-0
When shooting worse than the opponent	4-8 (3-5)	2-4 (2-2)	1-4 (1-3)	1-0
When shooting the same as the opponent	0-0 (0-0)	0-0 (0-0)	0-0 (0-0)	0-0
When committing same or less turnovers	12-3 (10-2)	6-2 (6-1)	4-1 (4-1)	2-0
When committing more turnovers	10-6 (2-4)	3-2 (1-1)	2-4 (1-3)	5-0
Leading 10:00 into the first half	15-1 (9-1)	7-0 (5-0)	4-1 (4-1)	4-0
Trailing 10:00 into the first half	5-7 (3-4)	2-3 (2-1)	2-4 (1-3)	1-0
Tied 10:00 into the first half	2-1 (0-1)	0-1 (0-1)	0-0 (0-0)	2-0
Leading with 5:00 to go in the second half	18-3 (9-2)	8-1 (6-0)	4-2 (3-2)	6-0
Trailing with 5:00 to go in the second half	3-6 (2-4)	1-3 (1-2)	1-3 (1-2)	1-0
Tied with 5:00 to go in the second half	1-0 (1-0)	0-0 (0-0)	1-0 (1-0)	0-0
When scoring less than 60 points	0-0 (0-0)	0-0 (0-0)	0-0 (0-0)	0-0
When scoring between 60-69 points	1-1 (1-0)	0-0 (0-0)	1-1 (1-0)	0-0
When scoring between 70-79 points	7-4 (2-4)	1-1 (0-1)	2-3 (2-3)	4-0
When scoring between 80-89 points	6-2 (3-2)	2-1 (2-1)	2-1 (1-1)	2-0
When scoring between 90-99 points	8-2 (6-0)	6-2 (5-0)	1-0 (1-0)	1-0
When scoring over 100 points	0-0 (0-0)	0-0 (0-0)	0-0 (0-0)	0-0
In games decided by five points or less	6-4 (2-3)	1-2 (0-1)	2-2 (2-2)	3-0
In games decided by 6-10 points	8-2 (7-1)	4-2 (4-1)	3-0 (3-0)	1-0
In games decided by 11-19 points	6-2 (2-1)	2-0 (2-0)	1-2 (0-1)	3-0
In games decided by more than 20 points	2-1 (1-1)	2-0 (1-0)	0-1 (0-1)	0-0
vs. ranked teams	10-6 (4-3)	3-3 (3-1)	2-3 (1-2)	5-0

Record With Various Starting Lineups

Anderson, Walton, Fox, Bynum, Gardner 3-1
(vs. Maryland, vs. Florida, vs. Purdue, at Michigan State)

Anderson, Walton, Fox, Stoudamire, Gardner 3-2
(at Texas, vs. Kansas, vs. Arizona State, vs. Stanford, vs. Arizona State)

Anderson, Walton, Frye, Bynum, Gardner 2-0
(vs. Illinois, vs. Washington)

Anderson, Walton, Frye, Stoudamire, Gardner 12-4
(at Oregon State, at Oregon, vs. Pepperdine, at Washington State, at Washington, vs. USC, vs. UCLA, at Arizona State, vs. Connecticut, at California, at Stanford, vs. Washington State, at UCLA, at USC, vs. California, vs. California, vs. USC)


Anderson, Frye, Stoudamire, Bynum, Gardner 2-1
(vs. Valparaiso, vs. Oregon, vs. Oregon State)

Arizona Season & Career High Games

		SEASON	CAREER
Rick Anderson	Points	18, three times, last, at USC, 2/16	18, three times, last, at USC, 2/16/2002
	Rebounds	14, vs. Arizona State, 3/7	SAME
	FG	8, twice, last, vs. Valparaiso, 12/30	8, twice, last, vs. Valparaiso, 12/30/2001
	FGA	16, twice, last, at UCLA, 2/14	16, twice, last, at UCLA, 2/14/2002
	3PT	3, vs. California, 3/2	3, twice, last, vs. California, 3/2/2002
	3ATT	5, four times, last, vs. California, 3/2	6, vs. IUPUI, 12/13/1999
	FT	7, vs. Arizona State, 2/20	SAME
	FTA	9, three times, last, vs. Arizona State, 2/20	9, three times, last, vs. Arizona State, 2/20/2002
	AST	5, twice, last, vs. UCLA, 1/19	5, twice, last, vs. UCLA, 1/19/2002
	STL	3, at Washington, 1/12	SAME
	BLK	4, vs. Purdue, 12/8	SAME
	MIN	38, at USC, 2/16	SAME
Jason Gardner	Points	34, twice, last, vs. Oregon State, 1/6	34, twice, last, vs. Oregon State, 1/6/2002
	Rebounds	7, at Michigan State, 12/15	8, vs. USC, 2/17/2000
	FG	11, vs. Kansas, 12/1	SAME
	FGA	22, vs. Kansas, 12/1	SAME
	3PT	8, vs. Kansas, 12/1	SAME
	3ATT	16, vs. Kansas, 12/1	SAME
	FT	12, twice, last, vs. Arizona State, 3/7	12, twice, last, vs. Arizona State, 3/7/2002
	FTA	15, vs. Illinois, 12/4	SAME
	AST	7, four times, last, vs. Washington St., 2/9	11, vs. UCLA, 2/19/2000
	STL	5, vs. Valparaiso, 12/30	7, vs. UCLA, 2/19/2000
	BLK	0	1, four times, last, vs. Michigan St., 3/31/2001
	MIN	41, at Stanford, 2/2	45, at Oregon State, 3/2/2000
Peter Hansen	Points	2, vs. California, 3/2	2, twice, last, vs. California, 3/2/2002
	Rebounds	0	1, twice, last, vs. Jackson State, 3/16/2000
	FG	0	1, vs. Jackson State, 3/16/2000
	FGA	1, vs. Washington St., 2/9	1, twice, last, vs. Washington St., 2/9/2002
	3PT	0	n/a
	3ATT	0	n/a
	FT	2, vs. California, 3/2	SAME
	FTA	2, vs. California, 3/2	2, twice, last, vs. California, 3/2/2002
	AST	0	0
	STL	0	0
	BLK	1, vs. California, 3/2	SAME
	MIN	3, vs. California, 3/2	3, twice, last, vs. California, 3/2/2002
Jason Ranne	Points	3, vs. Washington St., 2/9	SAME
	Rebounds	1, twice, last, vs. California, 3/2	1, three times, last, vs. California, 3/2/2002
	FG	1, twice, last, vs. California, 3/2	1, twice, last, vs. California, 3/2/2002
	FGA	1, three times, last, vs. California, 3/2	1, five times, last, vs. California, 3/2/2002
	3PT	1, vs. Washington St., 2/9	SAME
	3ATT	1, vs. Washington St., 2/9	1, three times, last, vs. Washington St., 2/9/2002
	FT	0	0
	FTA	0	0
	AST	1, vs. California, 3/2	SAME
	STL	0	0
	BLK	0	0
	MIN	2, vs. California, 3/2	4, twice, last, vs. Oregon, 3/3/2001
Michael Schwertley	Points	6, vs. Washington St., 2/9	7, vs. Saint Mary's, 12/2/2000
	Rebounds	4, vs. Washington St., 2/9	4, twice, last, vs. Washington St., 2/9/2002
	FG	2, vs. Washington St., 2/9	2, twice, last, vs. Washington St., 2/9/2002
	FGA	4, vs. Washington St., 2/9	6, vs. Saint Mary's, 12/2/2000
	3PT	0	1, vs. Oregon, 3/3/2001
	3ATT	1, vs. California, 3/2	1, twice, last, vs. California, 3/2/2002
	FT	2, vs. Washington St., 2/9	3, vs. Saint Mary's, 12/2/2000
	FTA	3, vs. Washington St., 2/9	3, twice, last, vs. Washington St., 2/9/2002
	AST	2, twice, last, vs. California, 3/2	2, twice, last, vs. California, 3/2/2002
	STL	1, twice, last, vs. California, 3/2	1, twice, last, vs. California, 3/2/2002
	BLK	0	0
	MIN	19, vs. Washington St., 2/9	SAME

Arizona Season & Career High Games

		SEASON	CAREER
Luke Walton	Points	27, vs. USC, 1/17	SAME
	Rebounds	13, vs. Purdue, 12/8	SAME
	FG	11, vs. Arizona State, 3/7	SAME
	FGA	20, vs. USC, 3/9	SAME
	3PT	3, at USC, 2/16	SAME
	3ATT	6, at USC, 2/16	8, vs. USC, 2/17/2000
	FT	13, vs. USC, 1/17	SAME
	FTA	15, vs. USC, 1/17	SAME
	AST	11, twice, last, vs. California, 3/2	12, vs. Stanford, 3/9/2000
	STL	4, three times, last, vs. California, 3/8	6, vs. Saint Mary's, 12/2/2001
	BLK	4, vs. USC, 1/17	3, twice, last, at Oregon, 12/22/2001
	MIN	45, twice, last, at Stanford, 2/2	45, twice, last, at Stanford, 2/2/2002
	Will Bynum <i>First-Year Player</i>	Points	17, vs. USC, 1/17
Rebounds		4, three times, last, vs. Arizona State, 2/20	
FG		7, vs. Oregon, 1/4	
FGA		15, vs. Oregon, 1/4	
3PT		4, twice, last, vs. California, 3/2	
3ATT		9, twice, last, vs. California, 3/2	
FT		4, twice, last, vs. Arizona State, 3/7	
FTA		6, vs. Arizona State, 3/7	
AST		7, vs. Connecticut, 1/26	
STL		3, vs. Illinois, 12/4	
BLK		1, vs. Illinois, 12/4	
MIN		31, twice, last, vs. Oregon, 1/4	
Anas Fellah <i>First-Year Player</i>		Points	2, vs. Oregon State, 1/6
	Rebounds	0	
	FG	1, vs. Oregon State, 1/6	
	FGA	1, twice, last, vs. Oregon State, 1/6	
	3PT	0	
	3ATT	2, vs. California, 3/2	
	FT	0	
	FTA	0	
	AST	1, vs. Oregon State, 1/6	
	STL	1, vs. Oregon State, 1/6	
	MIN	10, vs. Oregon State, 1/6	
Isaiah Fox <i>First-Year Player</i>	Points	12, vs. Illinois, 12/4	
	Rebounds	12, vs. Arizona State, 2/20	
	FG	4, three times, last, vs. Arizona State, 2/20	
	FGA	8, at Texas, 11/17	
	3PT	0	
	3ATT	1, vs. Arizona State, 3/7	
	FT	8, vs. Illinois, 12/4	
	FTA	10, vs. Illinois, 12/4	
	AST	1, five times, last, vs. Washington St., 2/9	
	STL	3, vs. Florida, 11/9	
	BLK	1, six times, last, vs. California, 3/2	
MIN	33, vs. Arizona State, 2/20		
Channing Frye <i>First-year Player</i>	Points	22, at Stanford, 2/2	
	Rebounds	16, at Oregon State, 12/20	
	FG	10, at Stanford, 2/2	
	FGA	14, vs. Connecticut, 1/26	
	3PT	0	
	3ATT	0	
	FT	10, at Oregon State, 12/20	
	FTA	10, at Oregon State, 12/20	
	AST	3, at Washington, 1/12	
	STL	3, at Washington, 1/12	
	BLK	5, twice, last, vs. Pepperdine, 12/28	
	MIN	44, at Stanford, 2/2	



10 • Anas Fellah

5-10 • 165 • Fr.
Tucson, Ariz.
Amphitheater H.S.

At Arizona: Made the team as a walk-on in preseason tryouts ... Will be a key member of the scout team.

High School: Earned three letters at Tucson's Amphitheater High School for Coach Pat Derlesen ... Averaged 13.7 points, 6.3 rebounds and 6.3 assists per game over his three-year career in helping the Panthers to a 28-21 record in that span ... Averaged 15.0 points, 9.0 rebounds, 6.0 assists and 3.0 steals as a senior and was a McDonald's All-America nominee ... Broke the school record for steals ... Posted averages of 14.0 points, 5.0 rebounds and 7.0 assists as a junior ... Also lettered in football ... Graduated with a 4.0 grade point average ... Earned the University of Arizona Presidential Award for Excellence Scholarship ... A four-year scholar-athlete award recipient.

Personal: Anas A. Fellah ...Pronounced "Ennis" ... Born Jan. 3, 1983, in Tucson, Ariz. ... Son of Abdul Fellah and Safinaz Hemdani ... Both parents graduated from University of Arizona ... Father is a research associate, mother is a teacher at Amphitheater Middle School ... A Management Information Systems major ... Career objective is computer networking ... Enjoys reading car and sports magazines.

Arizona Season & Career High Games

		SEASON
Dennis Latimore <i>First-Year Player</i>	Points	12, vs. California, 3/2
	Rebounds	9, vs. Illinois, 12/4
	FG	4, twice, last, vs. California, 3/2
	FGA	11, vs. Illinois, 12/4
	3PT	0
	3ATT	0
	FT	4, vs. California, 3/2
	FTA	6, vs. California, 3/2
	AST	1, six times, last, vs. Washington St., 2/9
	STL	1, four times, last, vs. California, 3/2
	BLK	2, vs. Illinois, 12/4
	MIN	28, vs. Oregon, 1/4


Salim Stoudamire <i>First-Year Player</i>	Points	29, vs. USC, 3/9
	Rebounds	4, three times, last, at UCLA, 2/14
	FG	9, twice, last, vs. USC, 3/9
	FGA	19, vs. Kansas, 12/1
	3PT	6, vs. Connecticut, 1/26
	3ATT	9, three times, last, vs. Connecticut, 1/26
	FT	9, vs. Arizona State, 2/20
	FTA	11, at Oregon State, 12/20
	AST	4, at USC, 2/16
	STL	2, seven times, last, vs. Washington, 2/7
	BLK	0
	MIN	38, four times, last, at USC, 2/16

Fil Torres <i>First-Year Player</i>	Points	0
	Rebounds	0
	FG	0
	FGA	1, vs. Washington St., 2/9
	3PT	0
	3ATT	1, vs. Washington St., 2/9
	FT	0
	FTA	0
	AST	0
	STL	0
	MIN	1, twice, last, vs. California, 3/2

Andrew Zahn <i>Redshirt Freshman</i>	Points	4, at Oregon State, 12/20
	Rebounds	5, vs. Purdue, 12/8
	FG	2, at Oregon State, 12/20
	FGA	2, at Oregon State, 12/20
	3PT	1, vs. California, 3/2
	3ATT	1, vs. California, 3/2
	FT	1, twice, last, vs. Oregon State, 1/6
	FTA	2, twice, last, vs. Oregon State, 1/6
	AST	1, vs. Illinois, 12/4
	MIN	6, twice, last, at Oregon State, 12/20

12 • Fil Torres

6-2 • 185 • Jr.
Lisle, Ill.
Naperville North H.S.



At Arizona: Made the team as a walk-on in preseason tryouts ... Will be a key member of the scout team ... Also served as a practice player for the UA women's team during the 2000-01 season.

High School: Earned two letters at Naperville North for Coach Mark Lindo ... A two-year starter, Torres earned all-DuPage Valley Conference honors and team MVP honors as a senior ... Also garnered all-area accolades ... Averaged 19.0 points, 6.0 rebounds and 3.0 steals as a senior ... Led team to a 21-7 record as a senior and regional championship ... Averaged 10.0 points and 3.0 rebounds as a junior ... NNHS went 25-4 during his junior year and advanced to the "Sweet 16" of the Illinois state tournament ... Team won regional and sectional titles ... His AAU team, the Chicago Demons, advanced to the "Sweet 16" of the Junior Olympics in Cleveland ... A member of the National Honor Society ... Also played baseball.

Personal: Filberto Michael Torres ... Prefers "Fil" (like Phil) ... Born Dec. 10, 1980, in Chicago, Ill. ... Son of Phil and Louise Torres ... Father is a contractor and mother is an administrative assistant ... Cousin Dennis White is a former assistant coach at Arkansas-Little Rock from 1990-94 under Jim Platt and 1994-96 under Wimp Sanderson ... A physical education major ... Career objective is basketball coach/high school teacher ... Enjoys listening to music, watching movies, and "suffering through another summer with the Chicago Cubs not making the playoffs."

Updated Arizona Career Statistical Lists

Points Scored

Rnk	Pts.	Player	Years
1.	2,555	Sean Elliott	1985-89
2.	2,125	Bob Elliott	1973-77
3.	1,925	Khalid Reeves	1990-94
4.	1,849	Damon Stoudamire	1991-95
5.	1,791	Michael Dickerson	1994-98
6.	1,765	Al Fleming	1972-76
7.	1,664	Miles Simon	1994-98
8.	1,619	Chris Mills	1990-93
9.	1,590	Anthony Cook	1985-89
10.	1,497	Sean Rooks	1988-92
14.	1,456	Jason Gardner	1999-pres.
-	837	Luke Walton	1999-pres.
-	519	Rick Anderson	1998-pres.

Field Goals

Rnk	FG	Player	Years
1.	892	Sean Elliott	1986-89
2.	808	Bob Elliott	1974-77
3.	688	Al Fleming	1973-76
4.	668	Michael Dickerson	1994-98
5.	646	Khalid Reeves	1991-94
6.	629	Anthony Cook	1986-89
7.	615	Chris Mills	1991-93
8.	614	Damon Stoudamire	1992-95
9.	582	Bill Warner	1968-71
10.	569	Joe Nehls	1977-80
-	415	Jason Gardner	1999-pres.
-	309	Luke Walton	1999-pres.
-	218	Rick Anderson	1998-pres.

Field Goal Attempts

Rnk	FGA	Player	Years
1.	1750	Sean Elliott	1986-89
2.	1512	Bob Elliott	1974-77
3.	1460	Michael Dickerson	1994-98
4.	1349	Khalid Reeves	1991-94
5.	1343	Damon Stoudamire	1992-95
6.	1263	Bill Warner	1968-71
7.	1250	Linc Richmond	1943-49
8.	1200	Joe Nehls	1977-80
9.	1194	Chris Mills	1991-93
10.	1181	Al Fleming	1973-76
-	1036	Jason Gardner	1999-pres.

3-Point Field Goals

Rnk	FG	Player	Years
1.	272	Damon Stoudamire	1992-95
2.	246	Jason Gardner	1999-pres.
3.	193	Jason Terry	1996-99
4.	191	Matt Othick	1989-92
5.	186	Khalid Reeves	1991-94
6.	176	Miles Simon	1994-98
7.	163	Matt Muehlebach	1988-91
8.	153	Michael Dickerson	1994-98
9.	144	Mike Bibby	1996-98
10.	140	Sean Elliott	1986-89
-	68	Salim Stoudamire	2001-pres.
-	49	Rick Anderson	1998-pres.
-	37	Luke Walton	1999-pres.

3-Point Field Goal Attempts

Rnk	FGA	Player	Years
1.	677	Damon Stoudamire	1992-95
2.	656	Jason Gardner	1999-2001
3.	514	Jason Terry	1996-99
4.	489	Khalid Reeves	1991-94
5.	485	Matt Othick	1989-92
6.	470	Miles Simon	1994-98
7.	417	Michael Dickerson	1994-98
8.	389	Matt Muehlebach	1988-91
9.	369	Mike Bibby	1996-98
10.	331	Reggie Geary	1992-96

3-Point Field Goal Percentage (Min.100 att.)

Rnk	Pct.	Player	Years
1.	.573	Steve Kerr (114-199)	1984-88
2.	.459	Salim Stoudamire (68-148)	2001-pres.
3.	.428	Sean Elliott (140-327)	1986-89
4.	.424	Harvey Mason (50-118)	1987-90
5.	.419	Matt Muehlebach (199-251)	1988-91
6.	.411	Craig McMillan (109-265)	1985-88
7.	.402	Damon Stoudamire (272-677)	1992-95
8.	.394	Matt Othick (191-485)	1989-92
9.	.390	Mike Bibby (144-369)	1996-98
10.	.385	Chris Mills (126-327)	1991-93
-	.375	Jason Gardner (246-656)	1999-pres.

Free Throws

Rnk	FT	Player	Years
1.	623	Sean Elliott	1986-89
2.	515	Bob Elliott	1974-77
3.	447	Khalid Reeves	1991-94
4.	436	Michael Wright	1998-2001
5.	402	Miles Simon	1994-98
6.	392	Sean Rooks	1988-92
7.	389	Al Fleming	1973-76
8.	380	Jason Gardner	1999-pres.
9.	351	Ed Nymeyer	1956-58
10.	349	Damon Stoudamire	1992-95
-	204	Luke Walton	1999-pres.

Free Throw Attempts

Rnk	FTA	Player	Years
1.	786	Sean Elliott	1986-89
2.	767	Bob Elliott	1974-77
3.	590	Sean Rooks	1988-92
4.	586	Khalid Reeves	1991-94
5.	582	Michael Wright	1998-2001
6.	537	Ernie McCray	1957-60
7.	524	Miles Simon	1994-98
8.	522	Al Fleming	1973-76
9.	515	Anthony Cook	1986-89
10.	495	Ed Nymeyer	1956-58
-	488	Jason Gardner	1999-pres.
-	301	Luke Walton	1999-pres.

Rebounds

Rnk	Reb.	Player	Years
1.	1190	Al Fleming	1973-76
2.	1083	Bob Elliott	1974-77
3.	861	Anthony Cook	1986-89
4.	837	Bill Reeves	1954-57
5.	832	Michael Wright	1998-2001
6.	824	Ernie McCray	1957-60
7.	817	A.J. Bramlett	1996-99
8.	808	Sean Elliott	1986-89
9.	755	Albert Johnson	1962-65
10.	737	Tom Lee	1969-71
-	481	Luke Walton	1999-pres.

Assists

Rnk	No.	Player	Years
1.	810	Russell Brown	1978-81
2.	663	Damon Stoudamire	1992-95
3.	560	Reggie Geary	1992-96
4.	552	Matt Othick	1989-92
5.	493	Jason Terry	1996-99
6.	458	Matt Muehlebach	1988-91
7.	455	Miles Simon	1994-98
8.	451	Sean Elliott	1986-89
9.	449	Jason Gardner	1999-pres.
10.	443	Steve Kerr	1984-88
-	423	Luke Walton	1999-pres.

Steals

Rnk	No.	Player	Years
1.	245	Jason Terry	1995-99
2.	208	Reggie Geary	1992-96
3.	200	Ken Lofton	1985-89
4.	187	Khalid Reeves	1990-94
5.	177	Russell Brown	1977-81
6.	174	Damon Stoudamire	1991-95
7.	164	Mike Bibby	1996-98
8.	162	Jason Gardner	1999-pres.
9.	142	Matt Othick	1988-92
10.	138	Matt Muehlebach	1987-91
-	124	Luke Walton	1999-pres.

Games Played

Rnk	GP	Player	Years
1.	133	Sean Elliott	1985-89
	133	Anthony Cook	1985-89
3.	131	Jud Buechler	1986-90
4.	130	Michael Dickerson	1994-98
	130	Eugene Edgerson	1996-2001
	130	Craig McMillan	1984-88
7.	129	Jason Terry	1995-99
	129	Sean Rooks	1988-92
	129	Matt Othick	1988-92
	129	Ken Lofton	1985-89
	129	Steve Kerr	1983-88
-	101	Jason Gardner	1999-pres.
-	98	Luke Walton	1999-pres.

Games Started

Rnk	GS	Player	Years
1.	133	Sean Elliott	1985-89
2.	123	Anthony Cook	1985-89
3.	109	Craig McMillan	1984-88
4.	103	Frank Smith	1979-83
5.	101	Reggie Geary	1992-96
	101	Steve Kerr	1983-88
7.	100	Jason Gardner	1999-pres.
8.	96	Russell Brown	1977-81
9.	95	Michael Wright	1998-2001
10.	94	Chris Mills	1990-93

Minutes Played

Rnk	Min.	Player	Years
1.	4499	Sean Elliott	1985-89
2.	4136	Steve Kerr	1983-88
3.	4037	Anthony Cook	1985-89
4.	3666	Damon Stoudamire	1991-95
5.	3589	Jason Gardner	1999-pres.
6.	3552	Russell Brown	1977-81
7.	3551	Reggie Geary	1992-96
8.	3537	Frank Smith	1979-83
9.	3490	Miles Simon	1994-98
10.	3487	Craig McMillan	1984-88

Average Minutes Per Game (Min. 50 games played)

Rnk	Avg.	Player	Min.	GP	Years
1.	35.5	Jason Gardner	3589	101	1999-pres.
2.	33.8	Sean Elliott	4499	133	1985-89
3.	33.2	Russell Brown	3552	107	1977-81
4.	32.4	Mike Bibby	2234	69	1996-98
	32.4	Frank Smith	3537	109	1979-83
6.	32.1	Steve Kerr	4136	129	1983-88
7.	30.9	Loren Woods	1699	55	1999-2001
8.	30.6	Miles Simon	3490	114	1994-98
	30.6	Chris Mills	2879	94	1990-93
10.	30.5	Gilbert Arenas	2137	70	1999-2001